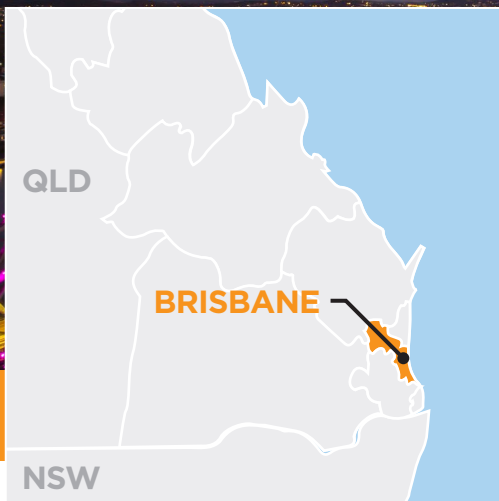


Brisbane



Population:
2,439,467
Population growth has averaged 1.95% per annum over the last 10 years.



Sectors Driving Growth: Transport infrastructure – Road and Rail



Proportion of total unfunded work:
4%



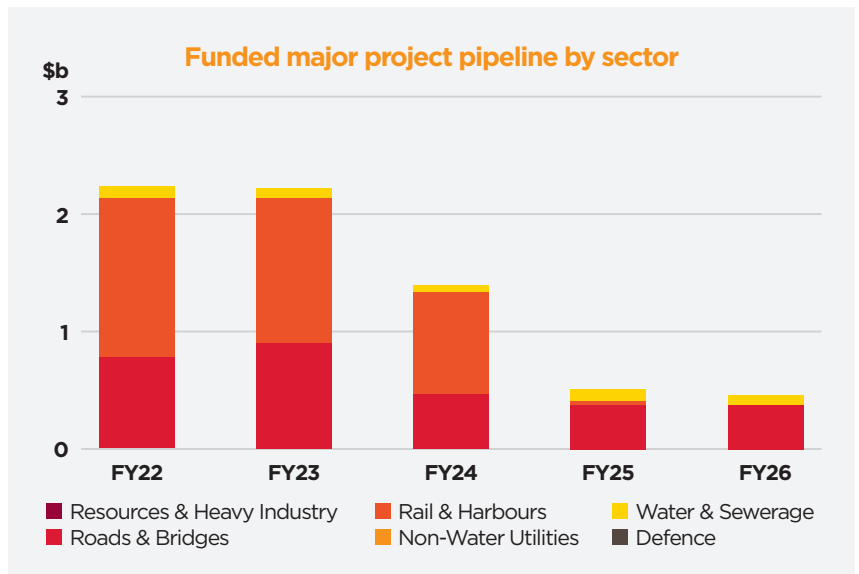
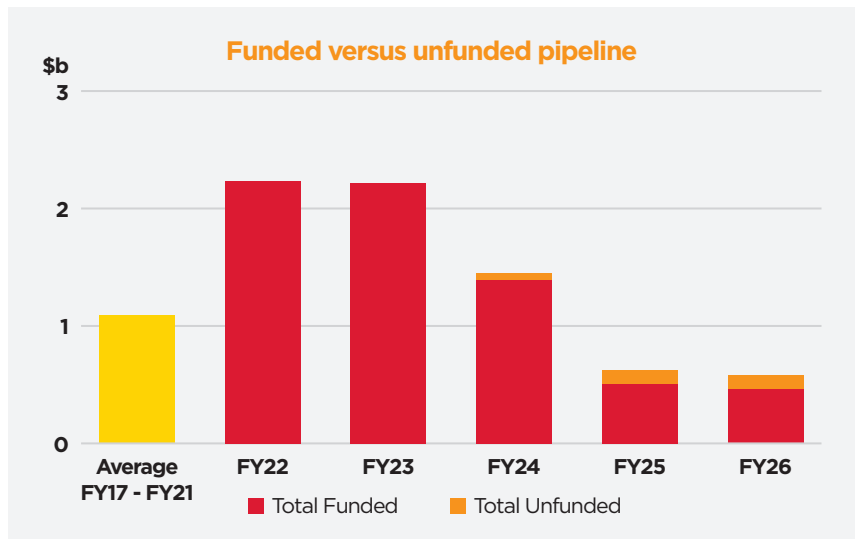
Total Pipeline Size:

\$7.1b

Key Funded Projects: Cross River Rail Packages (combined value of \$5.1b), Brisbane Metro (\$858m), Bruce Highway – Pine River to Dohles Rocks Road interchange (\$834m), Gateway Motorway – Bracken Ridge to Pine River (\$781m).

Key Unfunded Projects: North South Urban Arterial Corridor (Moreton Connector, \$690m).

Outlook: The Brisbane region continues to have one of the highest ratios of funded to unfunded major project work, owing to the strong pipeline of publicly funded transport infrastructure projects over the next five years. Activity will continue to ramp up in the following years to a peak in 2022/23, driven by increasing activity on the Cross River Rail, Pacific Motorway, Brisbane Metro Busway and the Gateway Motorway.



Source: BIS Oxford Economics and QMCA member knowledge.